

2013 Homeland Security Grant Program (HSGP) Summary

The 2013 HSGP programs' guidance was just released today (May 21, 2013). This document is an unofficial summary of the grant guidance designed to provide a quick read of the highlights and some increased context to the guidance.

The following programs will be covered under HSGP:

- State Homeland Security Program
- Urban Areas Security Initiative
- Operation Stonegarden
- UASI Nonprofit Security Grant Program
- Tribal Homeland Security Grant Program (THSGP)
- Emergency Management Performance Grants Program (EMPG)
- Port Security Grant Program (PSGP)
- Transit Security Grant Program (TSGP) (including Intercity Passenger Rail aka Amtrak)
- National Special Security Event Grant Program (NSSE)

Highlights

- Based on the Congressionally-mandated maximum of 25 Urban Areas, only 25 UASIs are included in 2013 funding allocations. Highlights:
 - Eight FY 12 UASIs are off the list (Portland, Las Vegas, Riverside, Orlando, Kansas City, Indianapolis, San Antonio, and New Orleans)
 - Pittsburgh and Sacramento were added back to the list.
 - Chicago jumped from number four to number two after NYC, in front of LA and the NCR.
- UASI received a 26% reduction from FY 2011 to FY 2012. The FY 2013 funding amount represents a 13.9% increase over FY 2012 but a 15.7% reduction over FY 2011.
- Discretionary funding was rolled into existing programs and UASI got the largest share.
- Priorities for discretionary funding within UASI are: Innovation and Sustained Support for the National Campaign for Preparedness and Improve Immediate Emergency Victim Care at Mass Casualty Events Funding.
 - **Innovation and Sustained Support for the National Campaign for Preparedness:** Promote preparedness approaches that empower and actively support citizen preparedness drills, exercises, and community days of action such as the Great Shakeout, as well as preparedness initiatives for local schools and campuses, educational institutions, faith based organizations and private businesses
 - **Improve Immediate Emergency Victim Care at Mass Casualty Events:** Support efforts to improve mass casualty care capabilities by improving coordination and engaging in mass casualty planning, training and exercises among law enforcement, fire, EMS providers, and local healthcare delivery and trauma systems; and establishing protocols on the medical principles of tactical emergency casualty care and conduct training of responders
- A maximum of up to five percent (5%) of HSGP funds awarded may be retained by the State, and any funds retained are to be used solely for M&A purposes associated with the HSGP award.

2013 Homeland Security Grant Program (HSGP) Summary

- Threat and Hazard Identification Risk Assessment (THIRA) is prominent and the requirement has been expanded to include the Capability Estimation (CE) process.
- Same Previous Priorities:
 - Implementation of the NPS and a Whole Community Approach to Homeland Security and Emergency Management
 - Building and Sustaining Law Enforcement Terrorism Prevention Capabilities
 - Maturation and Enhancement of State and Major Urban Area Fusion Centers
- “Strengthening Governance Integration” an important program priority.
- Emergency Management Assistance Compact (EMAC) Membership: In support of the NPG, grantees must belong to, be located in, or act as a temporary member States of EMAC.
- Grantees must update their EOP at least once every two years.
- Grantees must update their THIRA through the SPR by December 31, 2013.
- To demonstrate whole community engagement, Citizen Corps Councils and Community Emergency Response Team (CERT) programs must register new programs or update information on the website in order to be considered by a state or local jurisdiction for inclusion in their IJs when applying for HSGP funds.
- Urban Areas may propose up to 10 projects within each Investment in their IJ to describe the activities they are planning to implement with UASI funds

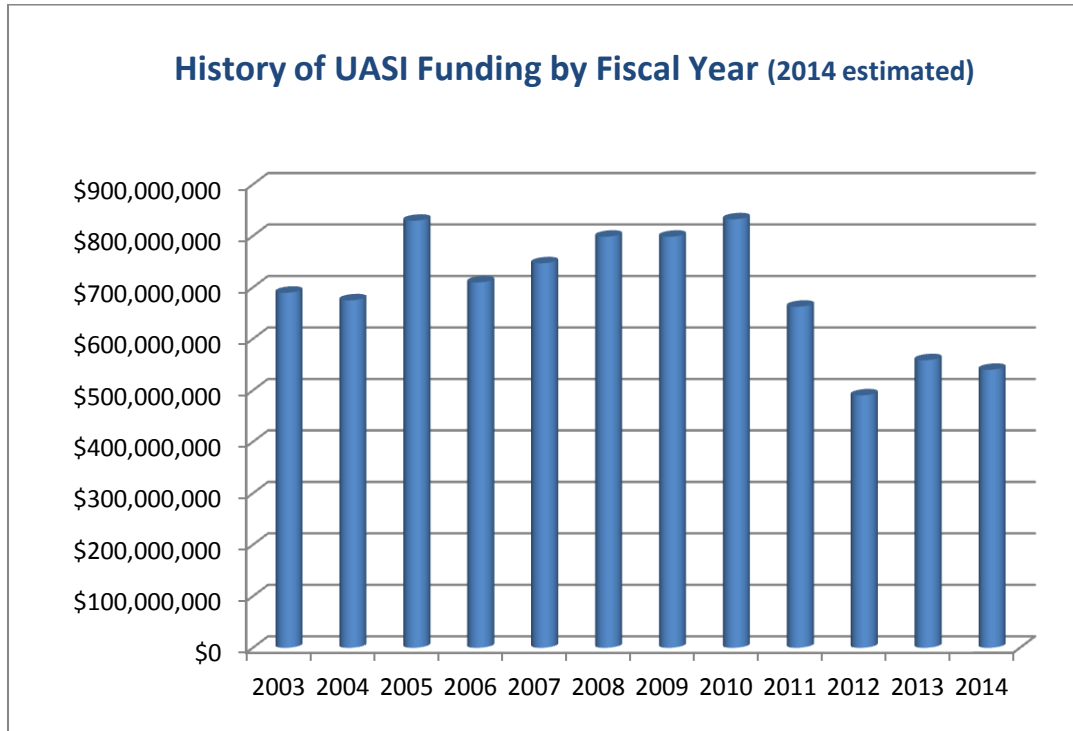
Process:

- There were no structural changes to the risk methodologies in FY 2013
- Applications due June 24, 2013
- Final Allocations Announced August 16, 2013
- Awards processed on a rolling basis up until the end of the fiscal year (September 30, 2013)

Year to Year Comparisons

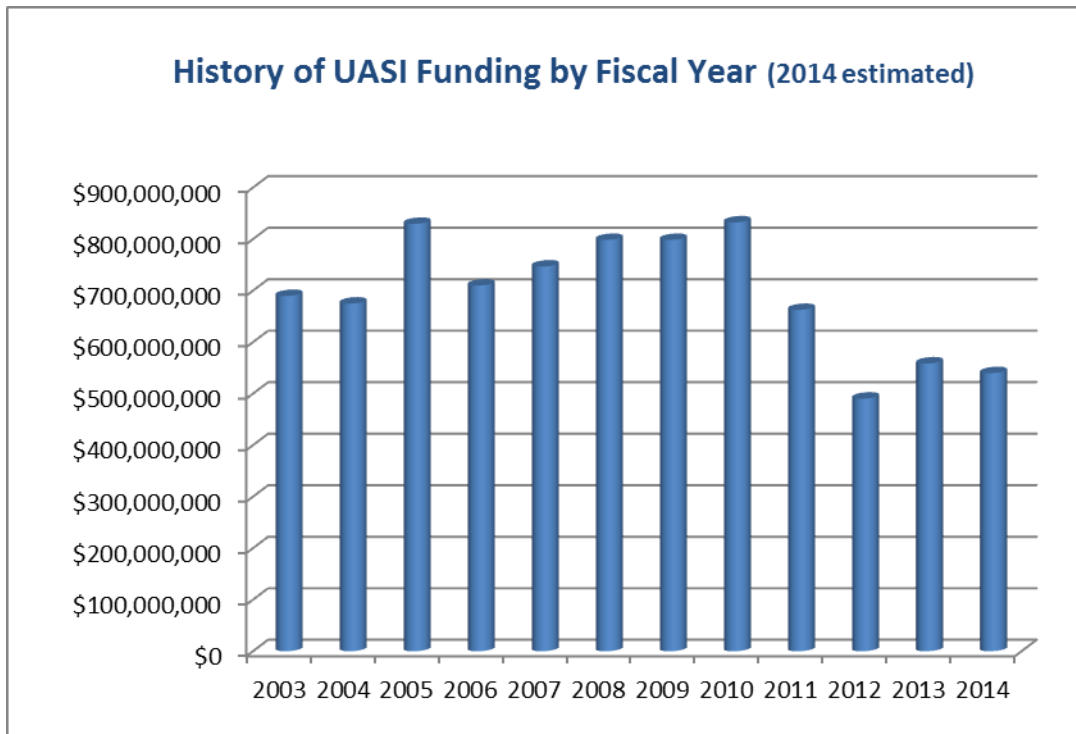
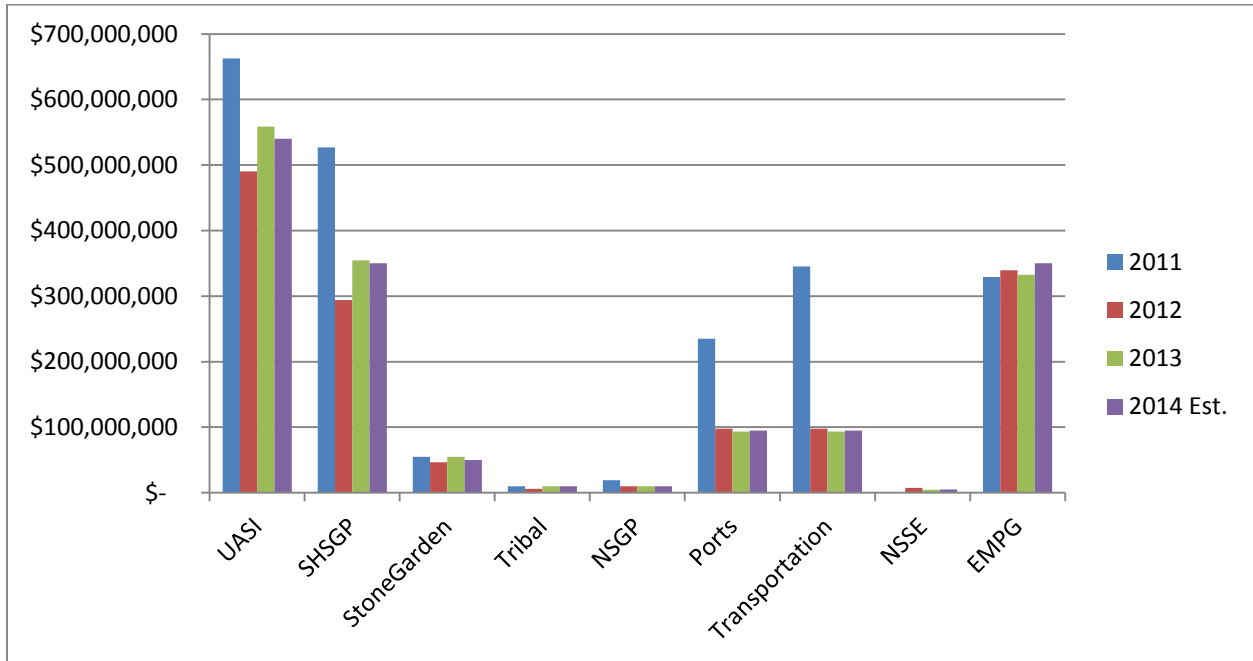
The following charts shows how the 2013 and estimated 2014 (based on current bill) compared to prior allocations.

2013 Homeland Security Grant Program (HSGP) Summary



Preparedness Grant Funding Levels 2011 to 2013 Comparison						
	2011	2012	2013	2014 Est.	Delta 11-13	Pct.Chg.
UASI	\$ 662,622,100	\$ 490,376,000	\$ 558,745,566	\$ 540,000,000	\$ (103,876,534)	-16%
SHSGP	\$ 526,874,100	\$ 294,000,000	\$ 354,644,123	\$ 350,000,000	\$ (172,229,977)	-33%
StoneGarden	\$ 54,890,000	\$ 46,600,000	\$ 55,000,000	\$ 50,000,000	\$ 110,000	0%
Tribal	\$ 10,000,000	\$ 6,000,000	\$ 10,000,000	\$ 10,000,000	\$ -	0%
NSGP	\$ 18,962,000	\$ 10,000,000	\$ 10,000,000	\$ 10,000,000	\$ (8,962,000)	-47%
Ports	\$ 235,029,000	\$ 97,500,000	\$ 93,207,313	\$ 95,000,000	\$ (141,821,687)	-60%
Transportation	\$ 345,217,000	\$ 97,500,000	\$ 93,207,313	\$ 95,000,000	\$ (252,009,687)	-73%
NSSE	\$ -	\$ 7,500,000	\$ 4,619,706	\$ 5,000,000	\$ 4,619,706	N/A
EMPG	\$ 329,040,400	\$ 339,500,000	\$ 332,456,012	\$ 350,000,000	\$ 3,415,612	1%
Total	\$ 2,182,634,600	\$ 1,388,976,000	\$ 1,511,880,033	\$ 1,505,000,000	\$ (670,754,567)	-31%

2013 Homeland Security Grant Program (HSGP) Summary



2013 Homeland Security Grant Program (HSGP) Summary

UASI Funding: FY2013 FEMA Allocations Compared to FY 2011 and 2012 (New York Hidden for Display)

