



Rhode Island Emergency Response to the Overdose Epidemic

CAROLINA ROBERTS-SANTANA MHA, DHS

DEPUTY CHIEF OF EMS

RHODE ISLAND DEPARTMENT OF HEALTH



Acknowledgement

This resource is supported by the Rhode Island Department of Health, Center for Emergency Medical Services under the Substance Use and Mental Health Service Administration (SAMHSA) award number 1H79SP080327.





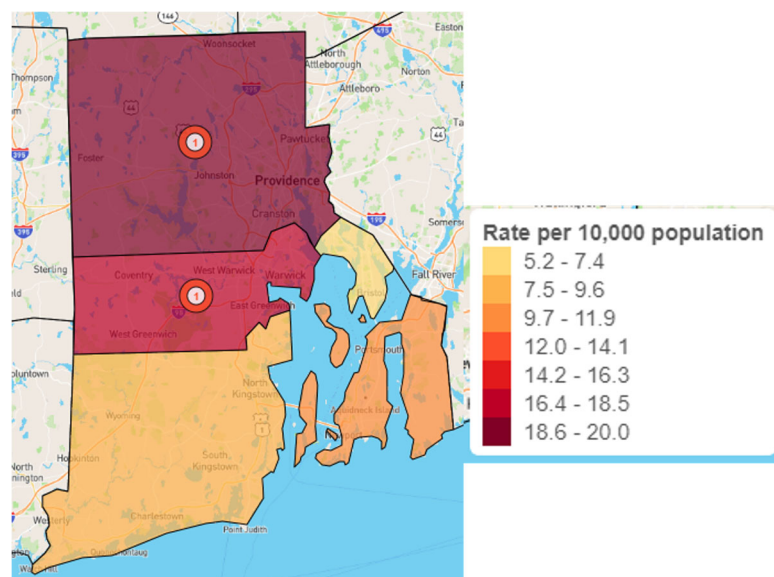
Goals

- Discuss the Rhode Island Overdose Data
- Share the current EMS / Law Enforcement initiatives
- Discuss Rhode Island Surveillance Systems

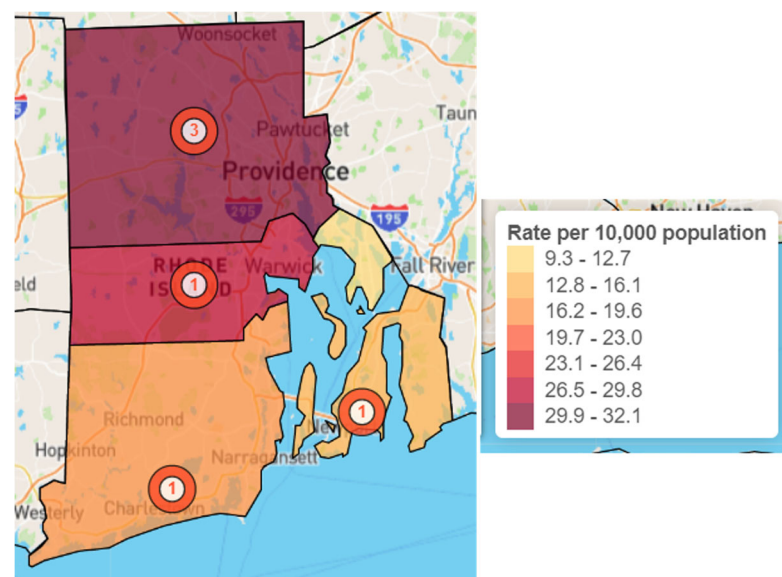


Suspected Overdoses in Rhode Island

RI ESOOS OPIOID OVERDOSES - 1822

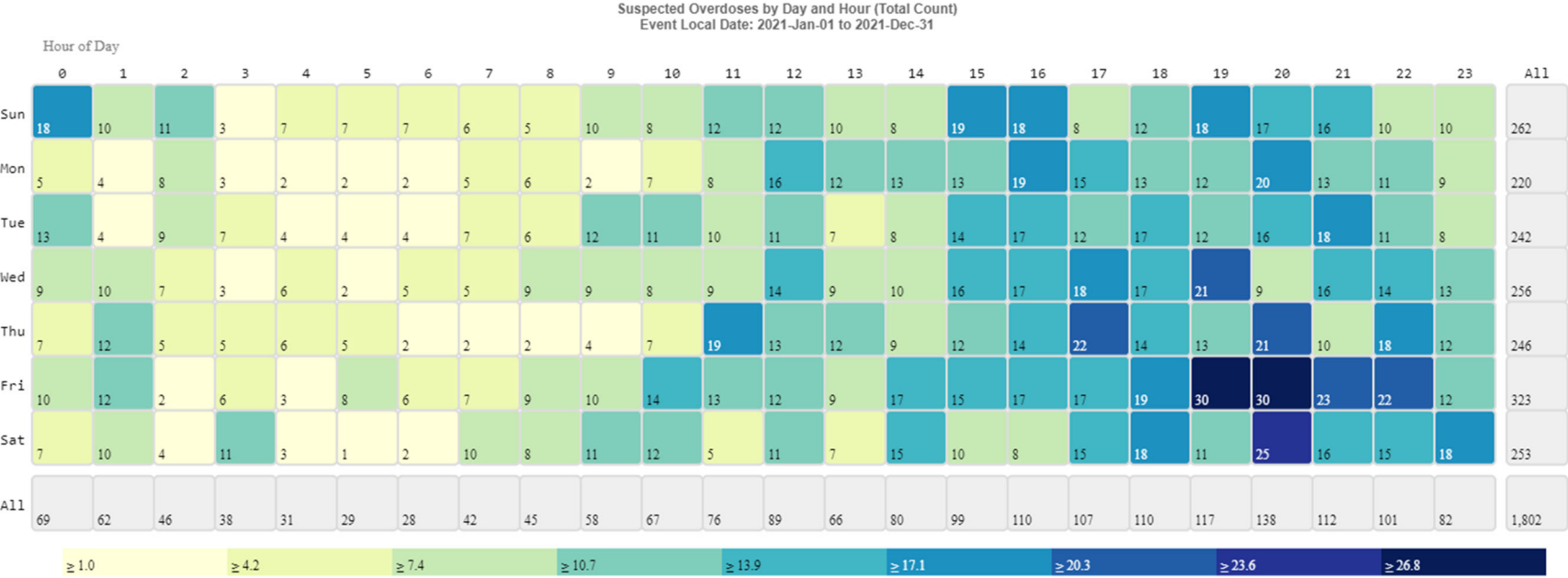


RI ESOOS ALL OVERDOSES - 2885



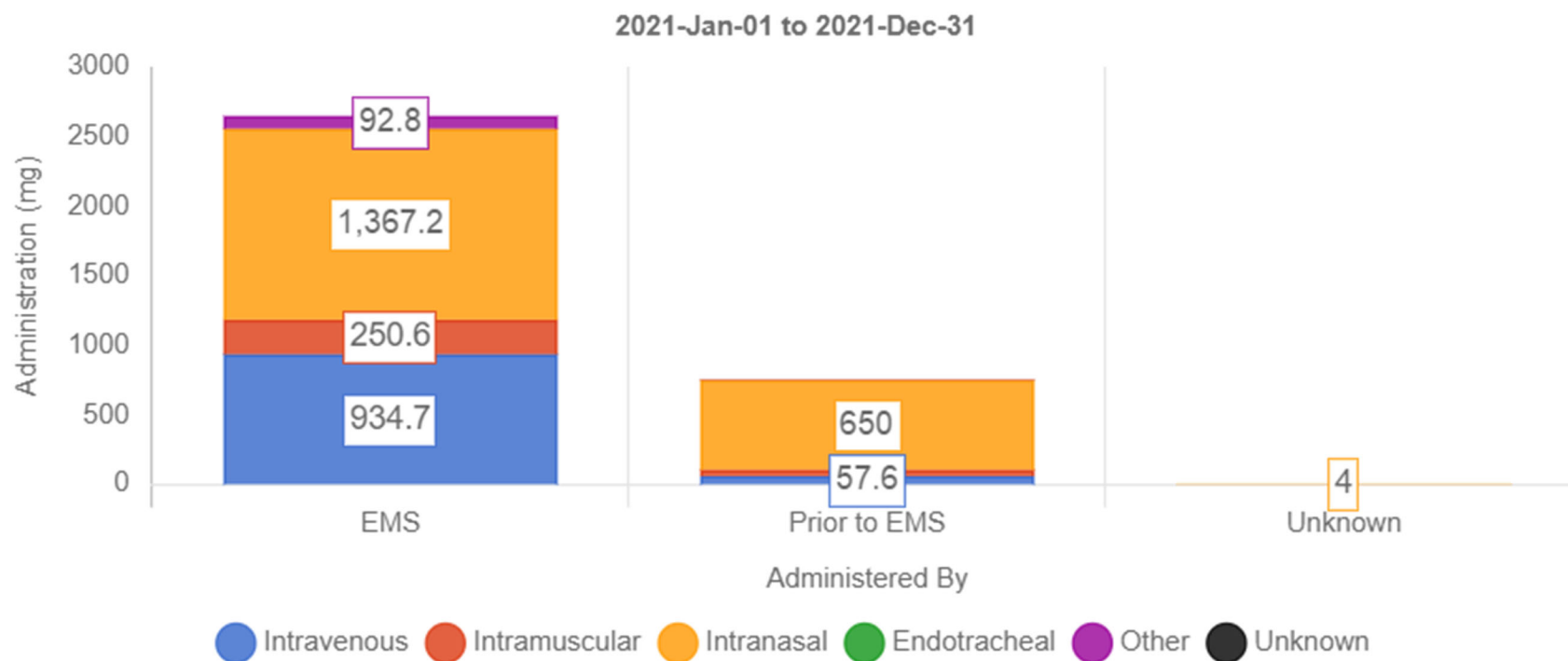


Suspected Overdoses in Rhode Island





Suspected Overdoses in Rhode Island





First Responder Project

Law Enforcement Data	2019	2020	2021	Total
Administration Events	57	236	268	561
Doses Administered	100	343	412	855
Average mg Administered	4	5.91	6.15	5.35 mg
Condition Improved	49	188	207	444
Condition did not improve	7	41	54	102
Condition Unknown	0	7	7	14
EMS Transport	53	214	255	522
No EMS transport	4	16	12	32
EMS Linkage	51	150	249	450



EMS Opioid Prevention Initiative

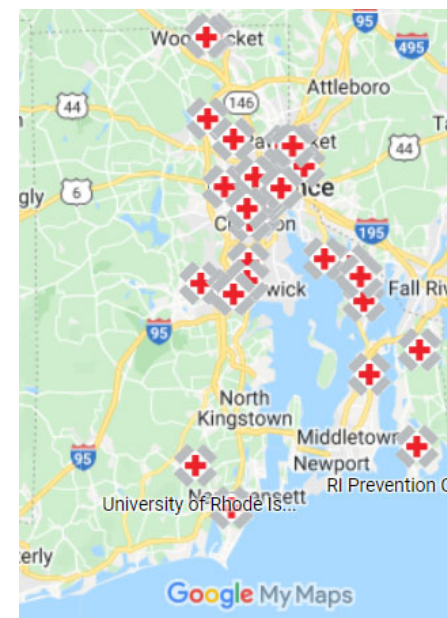
- Prevent Overdose RI - <https://preventoverdoseri.org/first-responders/>
 - Safe Stations
 - Naloxone
- Referral to treatment services
- West Warwick Fire Department Drop-In Naloxone Program – in house clinician



PROVIDENCE
SAFE STATIONS

Naloxone Projects

- Naloxbox Project – 30 naloxboxes in 14 communities





Naloxone Leave Behind Projects

Table 6A. Agencies Who Received and Distributed “Leave Behind” Naloxone, YR3 (9/30/2020 – 9/29/2021)

Agency Name	Number of Distributions Accounted For	Number of Doses Distributed
Anchor MORE	30	352
ENCORE Needle Exchange	12	32
Narragansett Fire	75	198
Pawtucket Police	49	98
Project Weber/RENEW	165	508
Parent’s Support Network RI	74	296
RISP HOPE Initiative	137	290
RIDOH EMS Leave Behind Program	5	2
US Attorney’s Office / Law Enforcement	235	470
Total	782 Distributions	2,254 Doses



The Importance of EMS Data

Rhode Island Department of Health: Drug Overdose Surveillance Data Hub

RIDOH's Overdose Surveillance Data Hub features the following:



Emergency
Department Visits



Emergency Medical
Service Runs



Integrated
Surveillance System



Overdose Fatalities

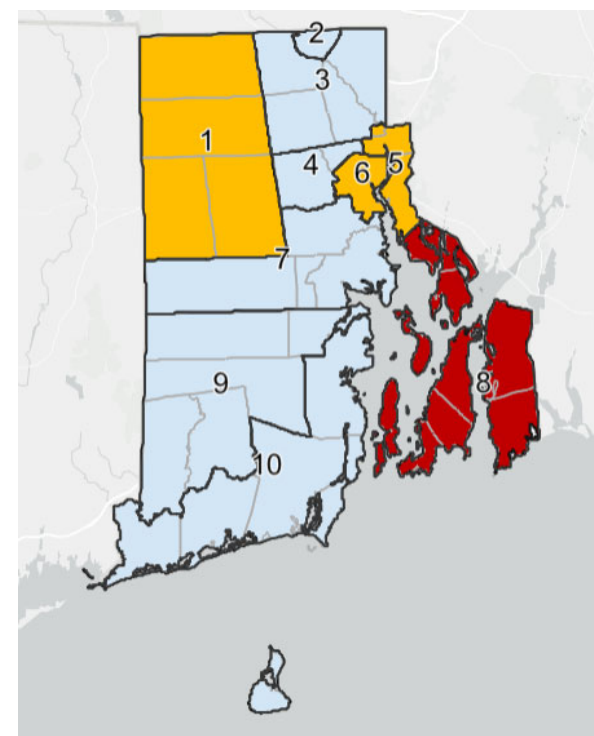


Prescription Drug
Monitoring
Program

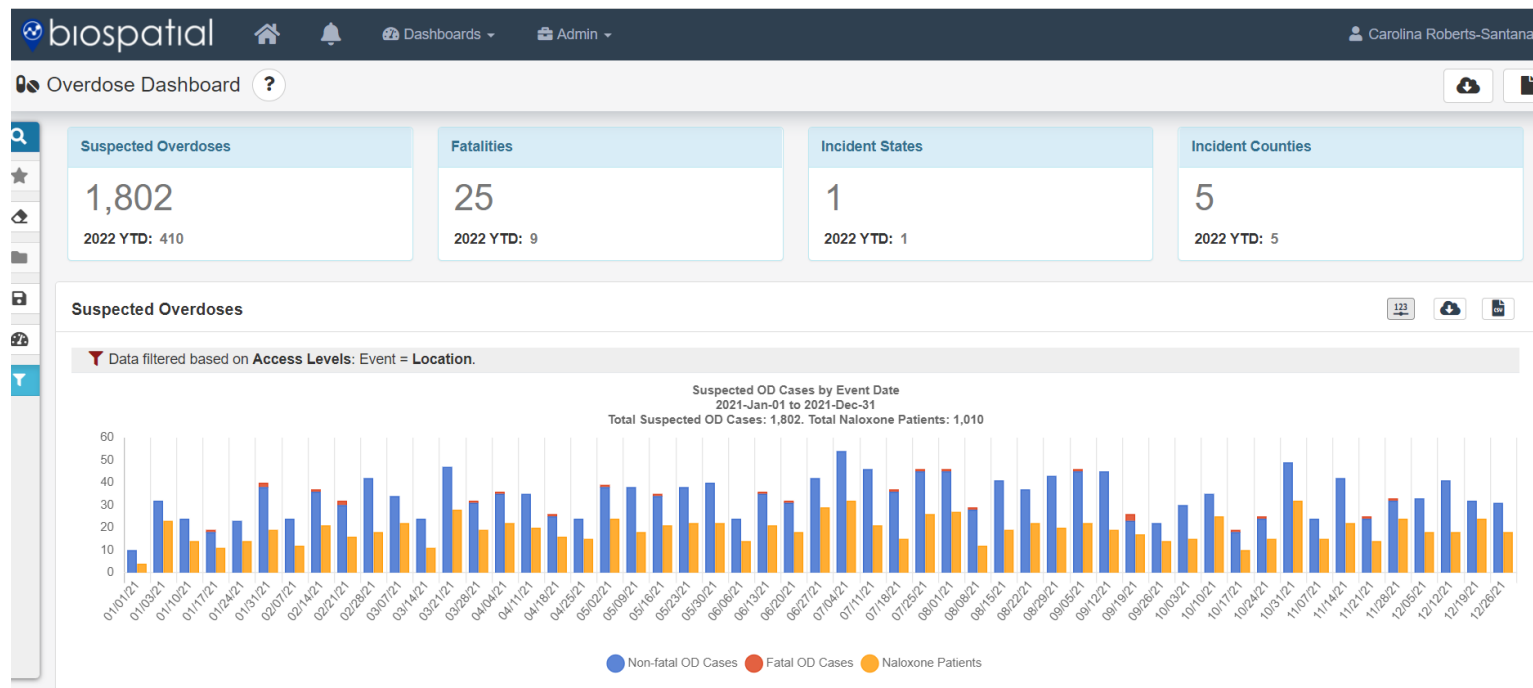


Integrated Surveillance System

Opioid Overdose Integrated Surveillance System: Data Week 03/20/2022-03/26/2022			
ROAAR Region	Weekly Threshold	3/20-03/26	Cumulative 4 weeks
Emergency Department (ED) Visits			
Statewide	43	36	133
1. Burnsville, Foster, Gloucester, Scituate	1	<5	<5
2. Woonsocket	6	<5	7
3. Cumberland, Lincoln, Smithfield, North Smithfield	3	0	<5
4. Johnston, North Providence	3	0	<5
5. Central Falls, Pawtucket, East Providence	11	8	27
6. Providence	18	12	46
7. Cranston, Warwick, West Warwick, Coventry	10	9	24
8. Jamestown, Bristol, Warren, Portsmouth, Tiverton, Little Compton, Middletown, Newport, Barrington	2	<5	6
9. East Greenwich, West Greenwich, Exeter, Richmond, Hopkinton	2	<5	5
10. Charlestown, North Kingstown, South Kingstown, Narragansett, Westerly, Block Island	3	0	<5
Out of State	2	0	<5
Unknown	3	0	<5
Emergency Medical Services (EMS) Runs			
Statewide	43	34	154
1. Burnsville, Foster, Gloucester, Scituate	3	0	<5
2. Woonsocket	6	<5	10
3. Cumberland, Lincoln, Smithfield, North Smithfield	5	0	9
4. Johnston, North Providence	4	<5	<5
5. Central Falls, Pawtucket, East Providence	10	10	29
6. Providence	18	11	50
7. Cranston, Warwick, West Warwick, Coventry	12	7	27
8. Jamestown, Bristol, Warren, Portsmouth, Tiverton, Little Compton, Middletown, Newport, Barrington	4	<5	6
9. East Greenwich, West Greenwich, Exeter, Richmond, Hopkinton	3	<5	7
10. Charlestown, North Kingstown, South Kingstown, Narragansett, Westerly, Block Island	6	0	8
Out of State	1	0	<5
Unknown	1	0	<5
ROAAR regions will be highlighted in yellow if weekly overdose counts are equal to the pre-established weekly thresholds.			
ROAAR regions will be highlighted in red if weekly counts are greater than the weekly thresholds. RIDOH and BHHOH will issue a public health advisory to statewide stakeholders when pre-established weekly thresholds have been exceeded.			



Biospatial





Future Response Improvement Models

- Mobile Integrated Healthcare / Community Paramedicine
 - Referral to treatment and recovery services
- Cross-Training Opportunities
- Access to Naloxone



Thank You

Project Director – Deputy Chief of EMS

Carolina Roberts-Santana

c.robertssantana@health.ri.gov

Project Evaluator – EMS Epidemiologist

Anna Civitarese

Anna.Civitarese@health.ri.gov